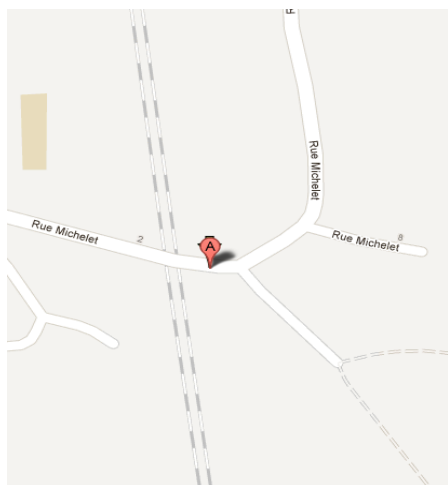


Observations :



### Synthèse globale (débit et vitesse)

		Débit	Taux	V50	V85	Taux d'infractions
TVC	TMJO	147	100%	29	38	0,81%
		0	0%	28	36	0,00%
		89	61%	26	34	0,00%
TVC	TMJA	56	38%	34	43	2,06%
		135	100%	28	38	0,63%
		1	1%	33	38	0,00%
TVC	TMJA	92		26	35	0,00%
		42	31%	34	43	2,04%

### Synthèse journalière (débit)

		jeudi 09/02	vendredi 10/02	samedi 11/02	dimanche 12/02	lundi 13/02	mardi 14/02	mercredi 15/02
TVC	Journalier	147	155	137	67	122	150	168
	Horaire moyen	6	6	6	3	5	6	7
	Horaire mini	0	0	0	0	0	0	0
	Horaire maxi	24	27	23	15	23	20	24
TVC	Journalier	1	0	1	2	1	1	0
	Horaire moyen	0	0	0	0	0	0	0
	Horaire mini	0	0	0	0	0	0	0
	Horaire maxi	1	0	1	1	1	1	0
TVC	Journalier	143	152	133	65	116	31	7
	Horaire moyen	6	6	6	3	5	1	0
	Horaire mini	0	0	0	0	0	0	0
	Horaire maxi	24	27	22	15	23	9	2
TVC	Journalier	3	3	3	0	5	118	161
	Horaire moyen	0	0	0	0	0	5	7
	Horaire mini	0	0	0	0	0	0	0
	Horaire maxi	1	1	1	0	2	20	23

### Synthèse journalière (vitesse)

		jeudi 09/02	vendredi 10/02	samedi 11/02	dimanche 12/02	lundi 13/02	mardi 14/02	mercredi 15/02
TVC	V50	32	33	33	26	26	33	34
	V85	38	38	38	33	34	42	43
	Taux d'infractions	0,68%	0,00%	0,00%	0,00%	0,00%	1,32%	1,79%
TVC	V50	0	0	35	35	35	25	0
	V85	0	0	39	39	39	29	0
	Taux d'infractions	0,00%	0,00%	0,00%	0,00%	0,00%	0,00%	0,00%
TVC	V50	32	33	33	26	26	26	34
	V85	38	38	38	32	34	34	40
	Taux d'infractions	0,00%	0,00%	0,00%	0,00%	0,00%	0,00%	0,00%
TVC	V50	70	0	0	0	24	35	34
	V85	0	0	0	0	28	44	43
	Taux d'infractions	33,33%	0,00%	0,00%	0,00%	0,00%	1,68%	1,86%

TVC = Tous véhicules confondus

TMJO = Trafic moyen journalier ouvrable (du lundi au vendredi)




TMJA = Trafic moyen journalier annuel (du lundi au dimanche)

V50 = Vitesse moyenne

V85 = Vitesse pratiquée par 85% des usagers

Taux d'infractions = Pourcentage des véhicules en infraction à la vitesse

Unité : Nombre de véhicules

	00h	01h	02h	03h	04h	05h	06h	07h	08h	09h	10h	11h	12h	13h	14h	15h	16h	17h	18h	19h	20h	21h	22h	23h	00h	Total
 <b>000</b>	Jeu 09/02	0	0	0	0	0	0	0	0	0	0	0	0	0	0	0	0	0	1	0	0	0	0	0	0	1
	ven 10/02	0	0	0	0	0	0	0	0	0	0	0	0	0	0	0	0	0	0	0	0	0	0	0	0	0
	sam 11/02	0	0	0	0	0	0	0	0	0	0	0	1	0	0	0	0	0	0	0	0	0	0	0	0	1
	dim 12/02	0	0	0	0	0	1	0	0	0	0	0	0	0	0	0	0	0	0	0	0	0	0	0	0	2
	lun 13/02	0	0	0	0	0	0	0	0	0	1	0	0	0	0	0	0	0	0	0	0	0	0	0	0	1
	mar 14/02	0	0	0	0	0	0	0	0	0	0	0	0	0	0	0	0	0	0	0	0	0	0	0	0	0
	mer 15/02	0	0	0	0	0	0	0	0	0	0	0	0	0	0	0	0	0	0	0	0	0	0	0	0	0
	TMJO	0	0	0	0	0	0	0	0	0	0	0	0	0	0	0	0	0	0	0	0	0	0	0	0	0
	TMJA	0	0	0	0	0	0	0	0	0	0	0	0	0	0	0	0	0	0	0	0	0	0	0	0	1
 <b>000</b>	Jeu 09/02	0	1	0	0	0	4	2	7	1	3	5	12	19	4	3	5	16	24	16	11	3	4	3	0	143
	ven 10/02	0	1	0	0	0	1	1	3	2	8	5	7	16	5	8	8	16	15	27	9	5	6	5	4	152
	sam 11/02	1	2	1	0	0	0	0	1	3	6	9	9	22	16	7	5	11	10	10	11	5	0	2	133	
	dim 12/02	2	2	1	0	1	0	0	0	1	2	0	6	15	1	4	4	7	5	5	6	1	2	0	65	
	lun 13/02	0	0	0	0	0	1	2	2	2	3	10	12	9	5	1	11	23	13	11	3	3	2	1	116	
	mar 14/02	0	0	0	0	0	1	1	2	4	9	4	6	3	0	0	0	0	1	0	0	0	0	0	31	
	mer 15/02	0	0	0	0	0	0	0	0	0	0	2	1	1	0	0	0	0	0	1	1	0	1	0	7	
	TMJO	0	0	0	0	0	1	1	3	2	4	4	7	10	4	3	3	9	13	11	6	2	3	2	1	89
	TMJA	0	1	0	0	0	1	1	2	2	4	4	7	13	5	4	3	9	13	11	7	2	2	2	1	92
 <b>000</b>	Jeu 09/02	0	0	0	0	0	0	1	0	0	0	0	1	0	0	0	0	0	0	0	1	0	0	0	0	3
	ven 10/02	0	0	0	0	0	0	0	0	0	0	0	1	0	0	0	0	1	1	0	0	0	0	0	0	3
	sam 11/02	0	0	0	0	1	0	0	0	0	0	1	0	0	0	0	0	0	0	0	1	0	0	0	0	3
	dim 12/02	0	0	0	0	0	0	0	0	0	0	0	0	0	0	0	0	0	0	0	0	0	0	0	0	0
	lun 13/02	0	0	0	0	0	0	0	1	0	0	0	2	0	0	0	1	1	0	0	0	0	0	0	0	5
	mar 14/02	0	0	0	0	0	0	0	0	0	0	2	9	6	6	5	20	19	17	18	2	8	4	2	118	
	mer 15/02	0	0	0	0	1	1	0	1	10	7	7	9	23	10	7	15	14	15	17	7	12	5	0	161	
	TMJO	0	0	0	0	0	0	0	2	1	1	2	7	3	3	4	7	7	7	5	3	3	1	0	56	
	TMJA	0	0	0	0	0	0	0	2	1	1	2	5	2	2	3	5	5	5	4	2	2	1	0	42	
<b>TVC</b>	Jeu 09/02	0	1	0	0	0	4	2	8	1	3	5	12	20	4	3	5	16	24	17	11	4	4	3	0	147
	ven 10/02	0	1	0	0	0	1	1	3	2	8	5	8	16	5	8	8	17	16	27	9	5	6	5	4	155
	sam 11/02	1	2	1	0	1	0	0	1	3	6	9	10	23	16	7	5	11	10	10	12	5	0	2	137	
	dim 12/02	2	2	1	0	1	0	0	1	3	0	6	15	1	4	4	7	5	5	5	6	1	2	0	67	
	lun 13/02	0	0	0	0	0	1	2	2	3	4	10	14	9	5	2	12	23	13	18	3	3	2	1	122	
	mar 14/02	0	0	0	0	0	1	0	1	4	9	4	9	12	6	5	20	17	18	2	8	4	2	0	150	
	mer 15/02	0	0	0	0	1	1	0	1	10	7	9	10	24	10	7	15	14	15	18	8	12	6	0	168	
	TMJO	0	0	0	0	2	1	3	4	6	5	10	17	7	6	7	16	20	18	11	5	3	1	1	147	
	TMJA	0	1	0	0	0	1	1	2	3	5	5	9	16	7	6	7	14	16	15	11	5	4	2	1	135

TMJO TVC  
**147**

TMJA TVC  
**135**

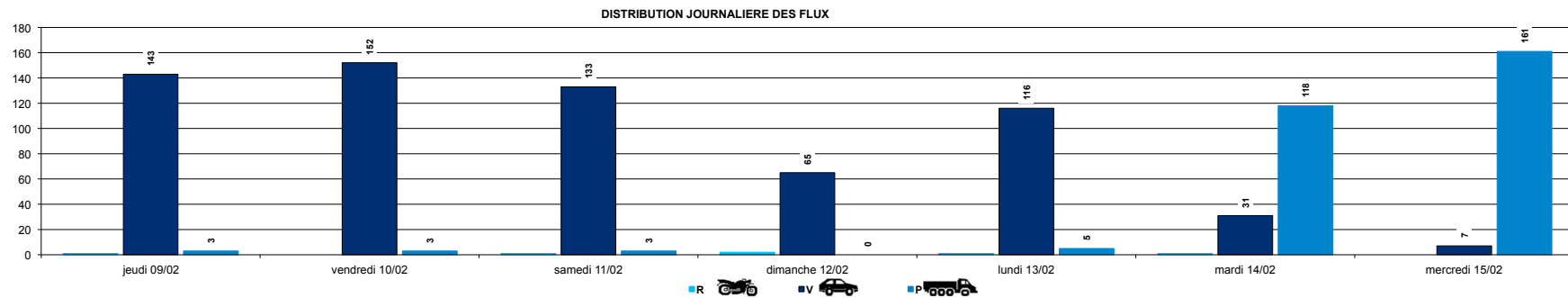
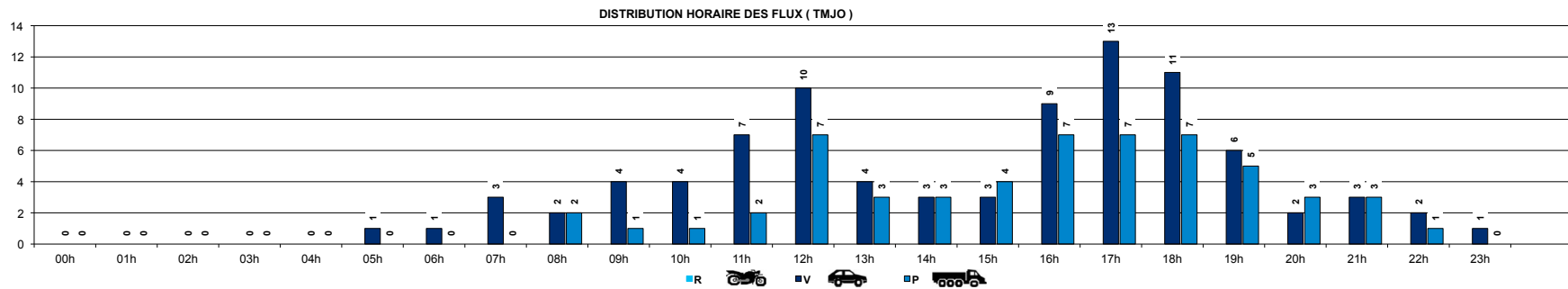
TMJO PL  
**56**  
38,10%

TMJA PL  
**42**  
30,97%

PL = Poids lourds  
TVC = Tous véhicules confondus

TMJO = Trafic moyen journalier ouvrable (du lundi au vendredi)  
TMJA = Trafic moyen journalier annuel (du lundi au dimanche)

COMPTAGES ROUTIERS ANALYSE DES DEBITS	Point	Sens	Voie :	Page 3/30
	PN 25	1	Direction : Période : Du 09/02/2012 au 15/02/2012	



Unités : Nombre de véhicules et km/h

		>0	>20	>30	>40	>50	>60	>70	>80	>90	>100	>110	>120	V50
		<20	<30	<40	<50	<60	<70	<80	<90	<100	<110	<120	<130	
	00h 01h	0	0	0	0	0	0	0	0	0	0	0	0	0
	01h 02h	0	0	0	0	0	0	0	0	0	0	0	0	0
	02h 03h	0	0	0	0	0	0	0	0	0	0	0	0	0
	03h 04h	0	0	0	0	0	0	0	0	0	0	0	0	0
	04h 05h	0	0	0	0	0	0	0	0	0	0	0	0	0
	05h 06h	0	0	0	0	0	0	0	0	0	0	0	0	0
	06h 07h	0	0	0	0	0	0	0	0	0	0	0	0	0
	07h 08h	0	0	0	0	0	0	0	0	0	0	0	0	0
	08h 09h	0	0	0	0	0	0	0	0	0	0	0	0	0
	09h 10h	0	0	0	0	0	0	0	0	0	0	0	0	0
	10h 11h	0	0	0	0	0	0	0	0	0	0	0	0	0
	11h 12h	0	0	0	0	0	0	0	0	0	0	0	0	0
	12h 13h	0	0	0	0	0	0	0	0	0	0	0	0	0
	13h 14h	0	0	0	0	0	0	0	0	0	0	0	0	0
	14h 15h	0	0	0	0	0	0	0	0	0	0	0	0	0
	15h 16h	0	0	0	0	0	0	0	0	0	0	0	0	0
	16h 17h	0	0	0	0	0	0	0	0	0	0	0	0	0
	17h 18h	0	0	0	0	0	0	0	0	0	0	0	0	0
	18h 19h	0	1	0	0	0	0	0	0	0	0	0	0	25
	19h 20h	0	0	0	0	0	0	0	0	0	0	0	0	0
	20h 21h	0	0	0	0	0	0	0	0	0	0	0	0	0
	21h 22h	0	0	0	0	0	0	0	0	0	0	0	0	0
	22h 23h	0	0	0	0	0	0	0	0	0	0	0	0	0
	23h 00h	0	0	0	0	0	0	0	0	0	0	0	0	0
	TOTAL	0	0	0	0	0	0	0	0	0	0	0	0	0

**V50**  
**0**

**V85**  
**0**

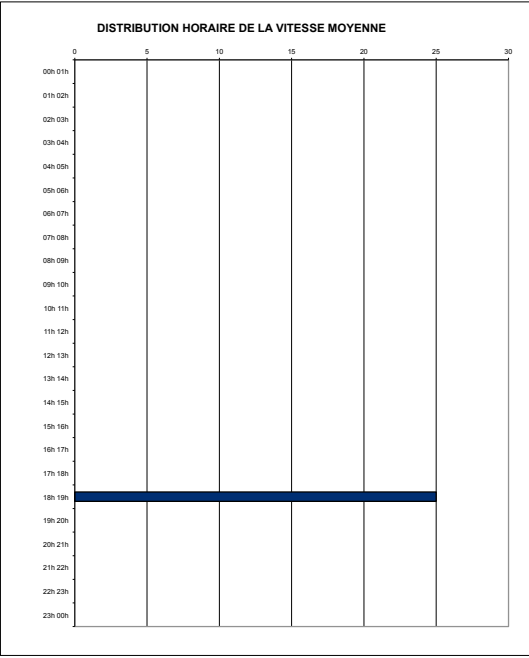
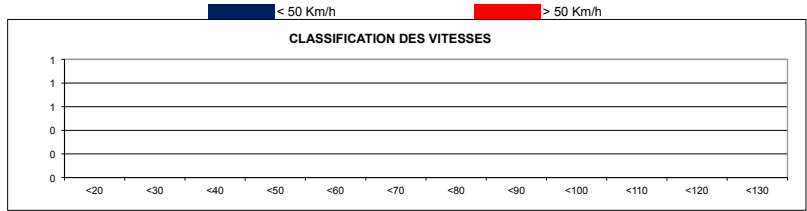
**Taux d'infractions**  
**0,00%**

**Trafic moyen de nuit**  
**0**

**HPJ**  
**18h 19h**  
1

**HPM**  
**07h 08h**  
0

**HPS**  
**18h 19h**  
1



V50 = Vitesse moyenne - V85 = Vitesse pratiquée par 85% des usagers - Taux d'infractions = Pourcentage des véhicules en infraction à la vitesse - Trafic moyen de nuit = Entre 22h et 06h - HPJ = Heure de Pointe du Jour - HPM = Heure de Pointe du Matin (entre 07h et 10h) - HPS = Heure de pointe du Soir (entre 16h et 19h)

Unités : Nombre de véhicules et km/h

	>0	>20	>30	>40	>50	>60	>70	>80	>90	>100	>110	>120	V50
	<20	<30	<40	<50	<60	<70	<80	<90	<100	<110	<120	<130	
00h 01h	0	0	0	0	0	0	0	0	0	0	0	0	0
01h 02h	0	1	0	0	0	0	0	0	0	0	0	0	25
02h 03h	0	0	0	0	0	0	0	0	0	0	0	0	0
03h 04h	0	0	0	0	0	0	0	0	0	0	0	0	0
04h 05h	0	0	0	0	0	0	0	0	0	0	0	0	0
05h 06h	0	4	0	0	0	0	0	0	0	0	0	0	25
06h 07h	0	1	1	0	0	0	0	0	0	0	0	0	30
07h 08h	0	5	2	0	0	0	0	0	0	0	0	0	27
08h 09h	0	0	1	0	0	0	0	0	0	0	0	0	35
09h 10h	0	2	1	0	0	0	0	0	0	0	0	0	28
10h 11h	1	4	0	0	0	0	0	0	0	0	0	0	24
11h 12h	1	7	4	0	0	0	0	0	0	0	0	0	27
12h 13h	1	14	4	0	0	0	0	0	0	0	0	0	26
13h 14h	1	2	1	0	0	0	0	0	0	0	0	0	25
14h 15h	0	2	1	0	0	0	0	0	0	0	0	0	28
15h 16h	1	2	2	0	0	0	0	0	0	0	0	0	28
16h 17h	1	12	3	0	0	0	0	0	0	0	0	0	26
17h 18h	0	15	8	1	0	0	0	0	0	0	0	0	28
18h 19h	0	14	2	0	0	0	0	0	0	0	0	0	26
19h 20h	0	9	2	0	0	0	0	0	0	0	0	0	26
20h 21h	0	2	1	0	0	0	0	0	0	0	0	0	28
21h 22h	2	2	0	0	0	0	0	0	0	0	0	0	20
22h 23h	0	3	0	0	0	0	0	0	0	0	0	0	25
23h 00h	0	0	0	0	0	0	0	0	0	0	0	0	0
<b>TOTAL</b>	<b>8</b>	<b>10</b>	<b>33</b>	<b>1</b>	<b>0</b>	<b>0</b>	<b>0</b>	<b>0</b>	<b>0</b>	<b>0</b>	<b>0</b>	<b>0</b>	<b>32</b>



jeudi 09/02

V50  
**32**

V85  
**38**

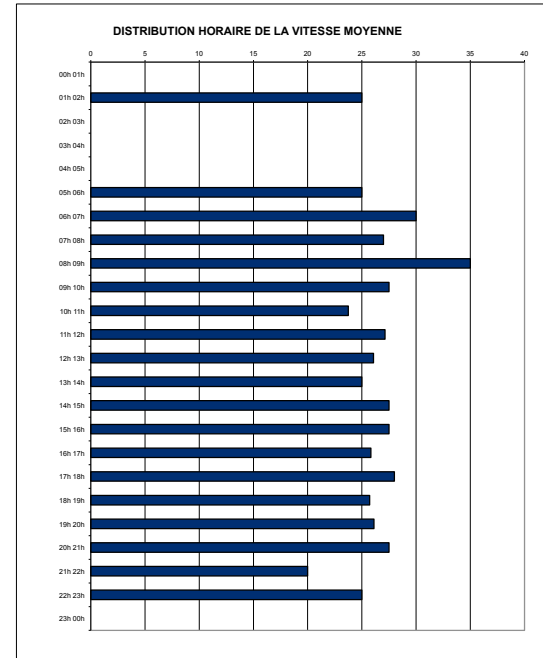
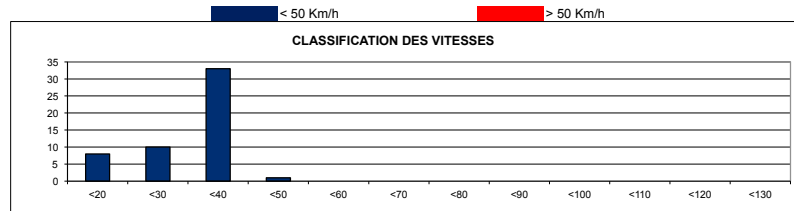
Taux d'infractions  
**0,00%**

Trafic moyen de nuit  
**1**

HPJ  
**17h 18h**  
24

HPM  
**07h 08h**  
7

HPS  
**17h 18h**  
24



Unités : Nombre de véhicules et km/h

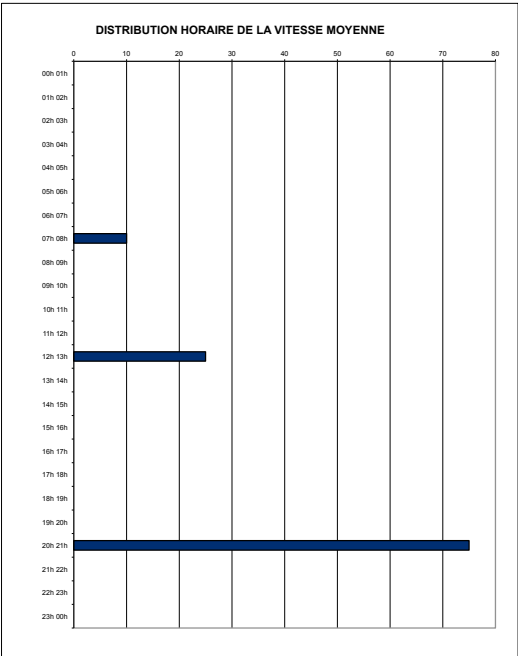
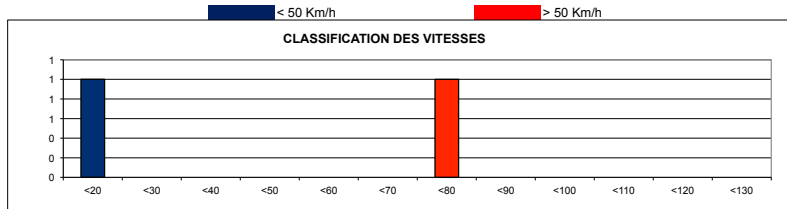
	>0	>20	>30	>40	>50	>60	>70	>80	>90	>100	>110	>120	V50
	<20	<30	<40	<50	<60	<70	<80	<90	<100	<110	<120	<130	
00h 01h	0	0	0	0	0	0	0	0	0	0	0	0	0
01h 02h	0	0	0	0	0	0	0	0	0	0	0	0	0
02h 03h	0	0	0	0	0	0	0	0	0	0	0	0	0
03h 04h	0	0	0	0	0	0	0	0	0	0	0	0	0
04h 05h	0	0	0	0	0	0	0	0	0	0	0	0	0
05h 06h	0	0	0	0	0	0	0	0	0	0	0	0	0
06h 07h	0	0	0	0	0	0	0	0	0	0	0	0	0
07h 08h	1	0	0	0	0	0	0	0	0	0	0	0	10
08h 09h	0	0	0	0	0	0	0	0	0	0	0	0	0
09h 10h	0	0	0	0	0	0	0	0	0	0	0	0	0
10h 11h	0	0	0	0	0	0	0	0	0	0	0	0	0
11h 12h	0	0	0	0	0	0	0	0	0	0	0	0	0
12h 13h	0	1	0	0	0	0	0	0	0	0	0	0	25
13h 14h	0	0	0	0	0	0	0	0	0	0	0	0	0
14h 15h	0	0	0	0	0	0	0	0	0	0	0	0	0
15h 16h	0	0	0	0	0	0	0	0	0	0	0	0	0
16h 17h	0	0	0	0	0	0	0	0	0	0	0	0	0
17h 18h	0	0	0	0	0	0	0	0	0	0	0	0	0
18h 19h	0	0	0	0	0	0	0	0	0	0	0	0	0
19h 20h	0	0	0	0	0	0	0	0	0	0	0	0	0
20h 21h	0	0	0	0	0	0	1	0	0	0	0	0	75
21h 22h	0	0	0	0	0	0	0	0	0	0	0	0	0
22h 23h	0	0	0	0	0	0	0	0	0	0	0	0	0
23h 00h	0	0	0	0	0	0	0	0	0	0	0	0	0
TOTAL	1	0	0	0	0	0	1	0	0	0	0	0	70



jeudi 09/02

V50	<b>70</b>
V85	<b>77</b>
Taux d'infractions	<b>33,33%</b>
Trafic moyen de nuit	<b>0</b>

HPJ	<b>07h 08h</b>
HPM	<b>07h 08h</b>
HPS	<b>16h 17h</b>



Unités : Nombre de véhicules et km/h


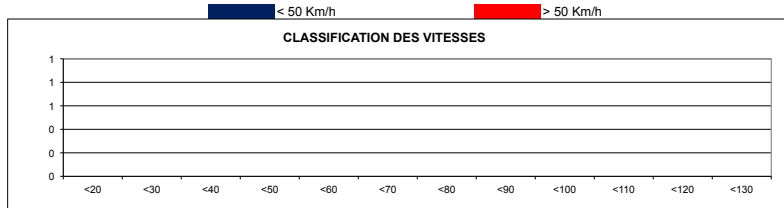
	>0	>20	>30	>40	>50	>60	>70	>80	>90	>100	>110	>120	V50
	<20	<30	<40	<50	<60	<70	<80	<90	<100	<110	<120	<130	
00h 01h	0	0	0	0	0	0	0	0	0	0	0	0	0
01h 02h	0	0	0	0	0	0	0	0	0	0	0	0	0
02h 03h	0	0	0	0	0	0	0	0	0	0	0	0	0
03h 04h	0	0	0	0	0	0	0	0	0	0	0	0	0
04h 05h	0	0	0	0	0	0	0	0	0	0	0	0	0
05h 06h	0	0	0	0	0	0	0	0	0	0	0	0	0
06h 07h	0	0	0	0	0	0	0	0	0	0	0	0	0
07h 08h	0	0	0	0	0	0	0	0	0	0	0	0	0
08h 09h	0	0	0	0	0	0	0	0	0	0	0	0	0
09h 10h	0	0	0	0	0	0	0	0	0	0	0	0	0
10h 11h	0	0	0	0	0	0	0	0	0	0	0	0	0
11h 12h	0	0	0	0	0	0	0	0	0	0	0	0	0
12h 13h	0	0	0	0	0	0	0	0	0	0	0	0	0
13h 14h	0	0	0	0	0	0	0	0	0	0	0	0	0
14h 15h	0	0	0	0	0	0	0	0	0	0	0	0	0
15h 16h	0	0	0	0	0	0	0	0	0	0	0	0	0
16h 17h	0	0	0	0	0	0	0	0	0	0	0	0	0
17h 18h	0	0	0	0	0	0	0	0	0	0	0	0	0
18h 19h	0	0	0	0	0	0	0	0	0	0	0	0	0
19h 20h	0	0	0	0	0	0	0	0	0	0	0	0	0
20h 21h	0	0	0	0	0	0	0	0	0	0	0	0	0
21h 22h	0	0	0	0	0	0	0	0	0	0	0	0	0
22h 23h	0	0	0	0	0	0	0	0	0	0	0	0	0
23h 00h	0	0	0	0	0	0	0	0	0	0	0	0	0
TOTAL	0	0	0	0	0	0	0	0	0	0	0	0	0



vendredi 10/02

V50	0
V85	0
Taux d'infractions	
Trafic moyen de nuit	0

HPJ	00h 01h
HPM	07h 08h
HPS	16h 17h



Unités : Nombre de véhicules et km/h

		>0	>20	>30	>40	>50	>60	>70	>80	>90	>100	>110	>120	V50
		<20	<30	<40	<50	<60	<70	<80	<90	<100	<110	<120	<130	
	00h 01h	0	0	0	0	0	0	0	0	0	0	0	0	0
	01h 02h	0	0	0	0	0	0	0	0	0	0	0	0	0
	02h 03h	0	0	0	0	0	0	0	0	0	0	0	0	0
	03h 04h	0	0	0	0	0	0	0	0	0	0	0	0	0
	04h 05h	0	0	0	0	0	0	0	0	0	0	0	0	0
	05h 06h	0	0	0	0	0	0	0	0	0	0	0	0	0
	06h 07h	0	0	0	0	0	0	0	0	0	0	0	0	0
	07h 08h	0	0	0	0	0	0	0	0	0	0	0	0	0
	08h 09h	0	0	0	0	0	0	0	0	0	0	0	0	0
	09h 10h	0	0	0	0	0	0	0	0	0	0	0	0	0
	10h 11h	0	0	1	0	0	0	0	0	0	0	0	0	35
	11h 12h	0	1	0	0	0	0	0	0	0	0	0	0	25
	12h 13h	0	0	0	0	0	0	0	0	0	0	0	0	0
	13h 14h	0	0	0	0	0	0	0	0	0	0	0	0	0
	14h 15h	0	0	0	0	0	0	0	0	0	0	0	0	0
	15h 16h	0	0	0	0	0	0	0	0	0	0	0	0	0
	16h 17h	0	0	0	0	0	0	0	0	0	0	0	0	0
	17h 18h	0	0	0	0	0	0	0	0	0	0	0	0	0
	18h 19h	0	1	0	0	0	0	0	0	0	0	0	0	25
	19h 20h	0	0	0	0	0	0	0	0	0	0	0	0	0
	20h 21h	0	0	0	0	0	0	0	0	0	0	0	0	0
	21h 22h	0	0	0	0	0	0	0	0	0	0	0	0	0
	22h 23h	0	0	0	0	0	0	0	0	0	0	0	0	0
	23h 00h	0	0	0	0	0	0	0	0	0	0	0	0	0
	TOTAL	0	2	1	0	0	0	0	0	0	0	0	0	28

**V50**  
**28**

**V85**  
**36**


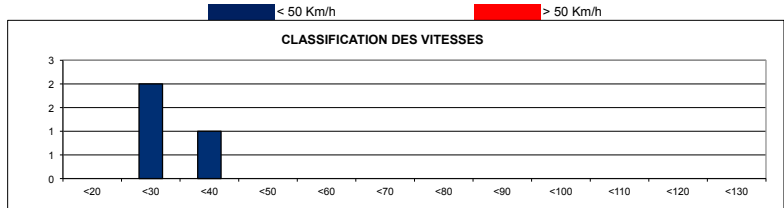
Taux d'infractions  
**0,00%**

Trafic moyen de nuit  
**0**

**HPJ**  
**10h 11h**  
1

**HPM**  
**07h 08h**  
0

**HPS**  
**18h 19h**  
1




V50 = Vitesse moyenne - V85 = Vitesse pratiquée par 85% des usagers - Taux d'infractions = Pourcentage des véhicules en infraction à la vitesse - Trafic moyen de nuit = Entre 22h et 06h - HPJ = Heure de Pointe du Jour - HPM = Heure de Pointe du Matin (entre 07h et 10h) - HPS = Heure de pointe du Soir (entre 16h et 19h)



Unités : Nombre de véhicules et km/h

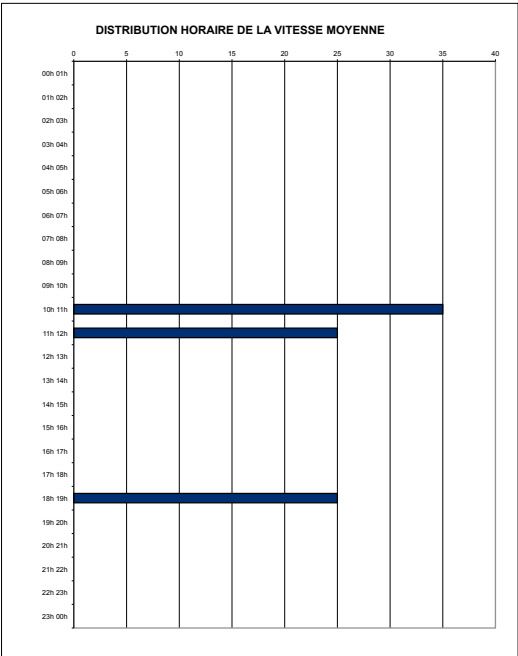
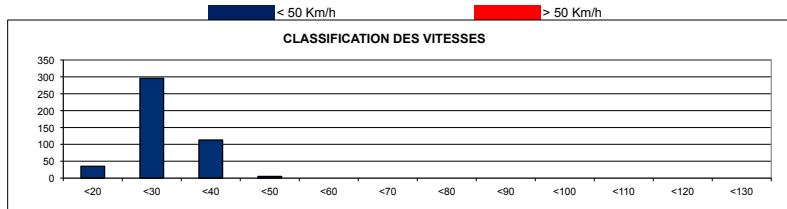
	>0 <20	>20 <30	>30 <40	>40 <50	>50 <60	>60 <70	>70 <80	>80 <90	>90 <100	>100 <110	>110 <120	>120 <130	V50
00h 01h	0	0	0	0	0	0	0	0	0	0	0	0	0
01h 02h	0	2	0	0	0	0	0	0	0	0	0	0	25
02h 03h	0	0	0	0	0	0	0	0	0	0	0	0	0
03h 04h	0	0	0	0	0	0	0	0	0	0	0	0	0
04h 05h	0	0	0	0	0	0	0	0	0	0	0	0	0
05h 06h	0	7	0	0	0	0	0	0	0	0	0	0	25
06h 07h	0	4	2	0	0	0	0	0	0	0	0	0	28
07h 08h	1	11	2	0	0	0	0	0	0	0	0	0	25
08h 09h	1	5	3	0	0	0	0	0	0	0	0	0	27
09h 10h	3	16	3	0	0	0	0	0	0	0	0	0	25
10h 11h	5	12	2	0	0	0	0	0	0	0	0	0	24
11h 12h	2	20	14	0	0	0	0	0	0	0	0	0	28
12h 13h	1	29	19	2	0	0	0	0	0	0	0	0	28
13h 14h	2	10	6	0	0	0	0	0	0	0	0	0	27
14h 15h	3	9	4	0	0	0	0	0	0	0	0	0	26
15h 16h	1	6	7	0	0	0	0	0	0	0	0	0	30
16h 17h	4	28	11	0	0	0	0	0	0	0	0	0	26
17h 18h	2	42	18	1	0	0	0	0	0	0	0	0	27
18h 19h	5	45	7	0	0	0	0	0	0	0	0	0	25
19h 20h	1	23	7	1	0	0	0	0	0	0	0	0	27
20h 21h	0	6	5	0	0	0	0	0	0	0	0	0	29
21h 22h	3	10	0	1	0	0	0	0	0	0	0	0	24
22h 23h	0	8	2	0	0	0	0	0	0	0	0	0	26
23h 00h	1	3	1	0	0	0	0	0	0	0	0	0	25
TOTAL	35	296	113	5	0	0	0	0	0	0	0	0	26



TMJO

V50	26
V85	34
Taux d'infractions	0,00%
Trafic moyen de nuit	3

HPJ	17h 18h	63
HPM	09h 10h	22
HPS	17h 18h	63



Unités : Nombre de véhicules et km/h

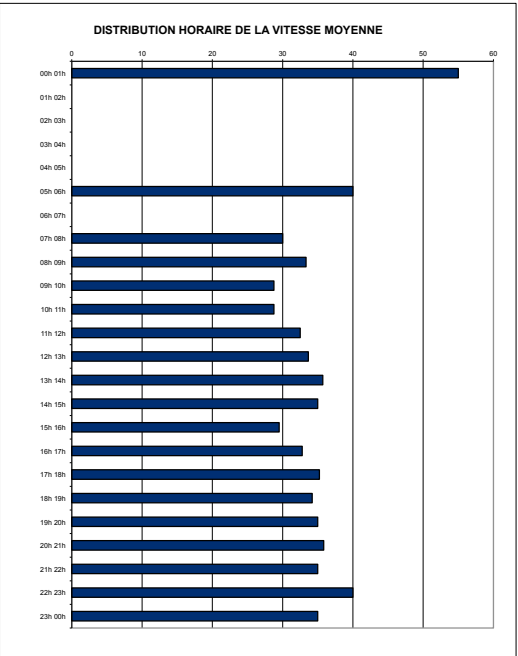
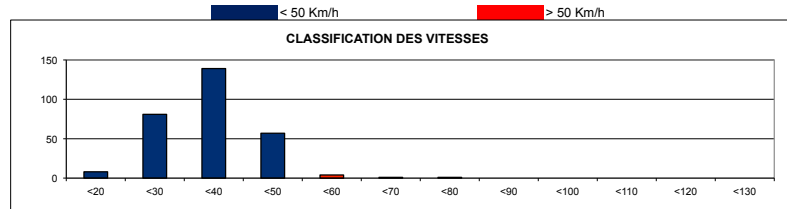
	>0	>20	>30	>40	>50	>60	>70	>80	>90	>100	>110	>120	V50
	<20	<30	<40	<50	<60	<70	<80	<90	<100	<110	<120	<130	
00h 01h	0	0	0	0	1	0	0	0	0	0	0	0	55
01h 02h	0	0	0	0	0	0	0	0	0	0	0	0	0
02h 03h	0	0	0	0	0	0	0	0	0	0	0	0	0
03h 04h	0	0	0	0	0	0	0	0	0	0	0	0	0
04h 05h	0	0	0	0	0	0	0	0	0	0	0	0	0
05h 06h	1	0	0	1	0	0	0	0	0	0	0	0	40
06h 07h	0	0	0	0	0	0	0	0	0	0	0	0	0
07h 08h	1	0	1	0	0	0	0	0	0	0	0	0	30
08h 09h	0	3	6	1	0	0	0	0	0	0	0	0	33
09h 10h	1	4	2	2	0	0	0	0	0	0	0	0	29
10h 11h	0	4	2	1	0	0	0	0	0	0	0	0	29
11h 12h	1	4	4	3	0	0	0	0	0	0	0	0	33
12h 13h	1	11	15	7	1	0	0	0	0	0	0	0	34
13h 14h	1	3	7	4	0	1	0	0	0	0	0	0	36
14h 15h	0	4	5	4	0	0	0	0	0	0	0	0	35
15h 16h	1	10	5	5	0	0	0	0	0	0	0	0	30
16h 17h	0	13	18	5	0	0	0	0	0	0	0	0	33
17h 18h	0	6	21	7	0	0	0	0	0	0	0	0	35
18h 19h	0	9	19	5	1	0	0	0	0	0	0	0	34
19h 20h	1	4	15	4	1	0	0	0	0	0	0	0	35
20h 21h	0	4	6	4	0	0	1	0	0	0	0	0	36
21h 22h	0	2	9	2	0	0	0	0	0	0	0	0	35
22h 23h	0	0	2	2	0	0	0	0	0	0	0	0	40
23h 00h	0	0	2	0	0	0	0	0	0	0	0	0	35
TOTAL	8	81	139	57	4	1	1	0	0	0	0	0	34



TMJO

V50	34
V85	43
Taux d'infractions	2,06%
Trafic moyen de nuit	1

HPJ	16h 17h	36
HPM	08h 09h	10
HPS	16h 17h	36



V50 = Vitesse moyenne - V85 = Vitesse pratiquée par 85% des usagers - Taux d'infractions = Pourcentage des véhicules en infraction à la vitesse - Trafic moyen de nuit = Enre 22h et 06h - HPJ = Heure de Pointe du Jour - HPM = Heure de Pointe du Matin (entre 07h et 10h) - HPS = Heure de pointe du Soir (entre 16h et 19h)

Unités : Nombre de véhicules et km/h

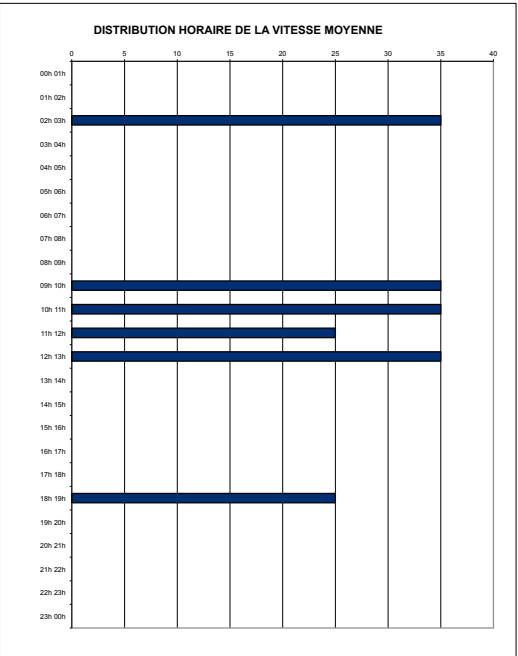
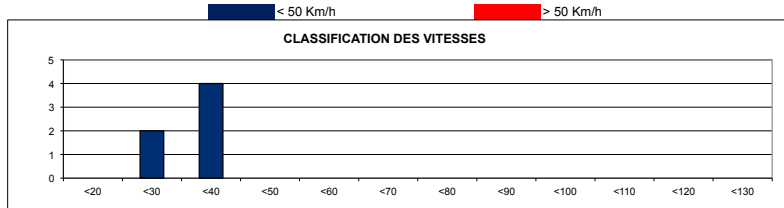
	>0	>20	>30	>40	>50	>60	>70	>80	>90	>100	>110	>120	V50
	<20	<30	<40	<50	<60	<70	<80	<90	<100	<110	<120	<130	
00h 01h	0	0	0	0	0	0	0	0	0	0	0	0	0
01h 02h	0	0	0	0	0	0	0	0	0	0	0	0	0
02h 03h	0	0	1	0	0	0	0	0	0	0	0	0	35
03h 04h	0	0	0	0	0	0	0	0	0	0	0	0	0
04h 05h	0	0	0	0	0	0	0	0	0	0	0	0	0
05h 06h	0	0	0	0	0	0	0	0	0	0	0	0	0
06h 07h	0	0	0	0	0	0	0	0	0	0	0	0	0
07h 08h	0	0	0	0	0	0	0	0	0	0	0	0	0
08h 09h	0	0	0	0	0	0	0	0	0	0	0	0	0
09h 10h	0	0	1	0	0	0	0	0	0	0	0	0	35
10h 11h	0	0	1	0	0	0	0	0	0	0	0	0	35
11h 12h	0	1	0	0	0	0	0	0	0	0	0	0	25
12h 13h	0	0	1	0	0	0	0	0	0	0	0	0	35
13h 14h	0	0	0	0	0	0	0	0	0	0	0	0	0
14h 15h	0	0	0	0	0	0	0	0	0	0	0	0	0
15h 16h	0	0	0	0	0	0	0	0	0	0	0	0	0
16h 17h	0	0	0	0	0	0	0	0	0	0	0	0	0
17h 18h	0	0	0	0	0	0	0	0	0	0	0	0	0
18h 19h	0	1	0	0	0	0	0	0	0	0	0	0	25
19h 20h	0	0	0	0	0	0	0	0	0	0	0	0	0
20h 21h	0	0	0	0	0	0	0	0	0	0	0	0	0
21h 22h	0	0	0	0	0	0	0	0	0	0	0	0	0
22h 23h	0	0	0	0	0	0	0	0	0	0	0	0	0
23h 00h	0	0	0	0	0	0	0	0	0	0	0	0	0
TOTAL	0	2	4	0	0	0	0	0	0	0	0	0	33



TMJA

V50	<b>33</b>
V85	<b>38</b>
Taux d'infractions	<b>0,00%</b>
Trafic moyen de nuit	<b>0</b>

HPJ	<b>02h 03h</b>
HPM	<b>09h 10h</b>
HPS	<b>18h 19h</b>



V50 = Vitesse moyenne - V85 = Vitesse pratiquée par 85% des usagers - Taux d'infractions = Pourcentage des véhicules en infraction à la vitesse - Trafic moyen de nuit = Entre 22h et 06h - HPJ = Heure de Pointe du Jour - HPM = Heure de Pointe du Matin (entre 07h et 10h) - HPS = Heure de pointe du Soir (entre 16h et 19h)

Unités : Nombre de véhicules et km/h

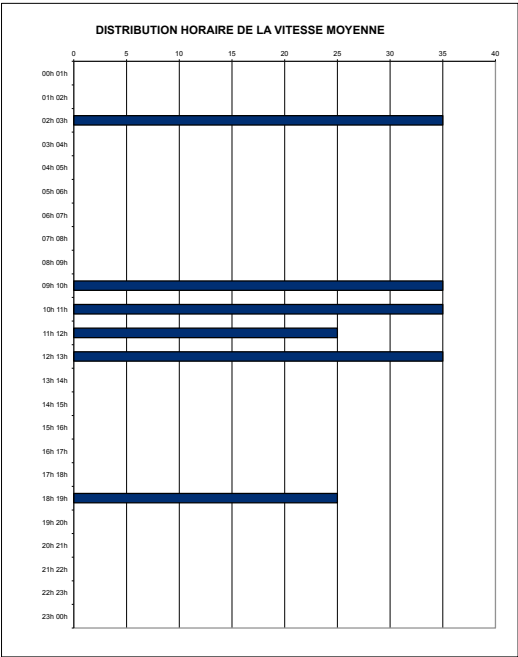
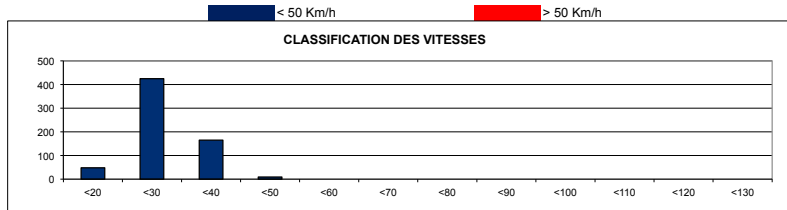
	>0	>20	>30	>40	>50	>60	>70	>80	>90	>100	>110	>120	V50
	<20	<30	<40	<50	<60	<70	<80	<90	<100	<110	<120	<130	
00h 01h	1	2	0	0	0	0	0	0	0	0	0	0	23
01h 02h	1	4	0	1	0	0	0	0	0	0	0	0	25
02h 03h	0	2	0	0	0	0	0	0	0	0	0	0	25
03h 04h	0	0	0	0	0	0	0	0	0	0	0	0	0
04h 05h	0	0	1	0	0	0	0	0	0	0	0	0	35
05h 06h	0	7	0	0	0	0	0	0	0	0	0	0	25
06h 07h	0	4	2	0	0	0	0	0	0	0	0	0	28
07h 08h	1	12	2	0	0	0	0	0	0	0	0	0	25
08h 09h	1	9	3	0	0	0	0	0	0	0	0	0	26
09h 10h	4	22	4	0	0	0	0	0	0	0	0	0	25
10h 11h	5	17	6	0	0	0	0	0	0	0	0	0	25
11h 12h	2	31	18	0	0	0	0	0	0	0	0	0	28
12h 13h	2	56	26	4	0	0	0	0	0	0	0	0	27
13h 14h	3	19	12	1	0	0	0	0	0	0	0	0	28
14h 15h	5	15	7	0	0	0	0	0	0	0	0	0	26
15h 16h	2	11	10	0	0	0	0	0	0	0	0	0	29
16h 17h	4	40	17	0	0	0	0	0	0	0	0	0	27
17h 18h	4	48	25	1	0	0	0	0	0	0	0	0	27
18h 19h	5	58	9	0	0	0	0	0	0	0	0	0	25
19h 20h	3	36	9	1	0	0	0	0	0	0	0	0	26
20h 21h	0	8	9	0	0	0	0	0	0	0	0	0	31
21h 22h	3	12	0	1	0	0	0	0	0	0	0	0	24
22h 23h	1	9	2	0	0	0	0	0	0	0	0	0	26
23h 00h	1	3	3	0	0	0	0	0	0	0	0	0	28
TOTAL	48	425	165	9	0	0	0	0	0	0	0	0	26



TMJA

V50	26
V85	35
Taux d'infractions	0,00%
Trafic moyen de nuit	5

HPJ	12h 13h	88
HPM	09h 10h	30
HPS	17h 18h	78



Unités : Nombre de véhicules et km/h

	>0 <20	>20 <30	>30 <40	>40 <50	>50 <60	>60 <70	>70 <80	>80 <90	>90 <100	>100 <110	>110 <120	>120 <130	V50
00h 01h	0	0	0	0	1	0	0	0	0	0	0	0	55
01h 02h	0	1	0	0	0	0	0	0	0	0	0	0	25
02h 03h	0	0	0	0	0	0	0	0	0	0	0	0	0
03h 04h	0	0	0	0	0	0	0	0	0	0	0	0	0
04h 05h	0	0	0	0	0	0	0	0	0	0	0	0	0
05h 06h	1	0	0	1	0	0	0	0	0	0	0	0	40
06h 07h	0	0	0	0	0	0	0	0	0	0	0	0	0
07h 08h	1	0	1	0	0	0	0	0	0	0	0	0	30
08h 09h	0	3	6	1	0	0	0	0	0	0	0	0	33
09h 10h	1	4	2	2	0	0	0	0	0	0	0	0	29
10h 11h	0	4	2	1	0	0	0	0	0	0	0	0	29
11h 12h	1	5	4	3	0	0	0	0	0	0	0	0	31
12h 13h	1	11	15	7	1	0	0	0	0	0	0	0	34
13h 14h	1	3	7	4	0	1	0	0	0	0	0	0	36
14h 15h	0	4	5	4	0	0	0	0	0	0	0	0	35
15h 16h	1	10	5	5	0	0	0	0	0	0	0	0	30
16h 17h	0	13	18	5	0	0	0	0	0	0	0	0	33
17h 18h	0	6	21	7	0	0	0	0	0	0	0	0	35
18h 19h	0	9	19	5	1	0	0	0	0	0	0	0	34
19h 20h	1	5	15	4	1	0	0	0	0	0	0	0	35
20h 21h	0	4	6	4	0	0	1	0	0	0	0	0	36
21h 22h	0	2	9	2	0	0	0	0	0	0	0	0	35
22h 23h	0	0	2	2	0	0	0	0	0	0	0	0	40
23h 00h	0	0	2	0	0	0	0	0	0	0	0	0	35
TOTAL	8	84	139	57	4	1	1	0	0	0	0	0	34



TMJA

V50  
**34**

V85  
**43**

Taux d'infractions  
**2,04%**

Trafic moyen de nuit  
**1**

HPJ  
**16h 17h**  
36

HPM  
**08h 09h**  
10

HPS  
**16h 17h**  
36

